



# Swiss Life Funds (LUX) Equity Green Buildings & Infrastructure Impact EUR I Cap

NAV FUND: 110.34 M EUR | NAV PER UNIT: 90.24 EUR

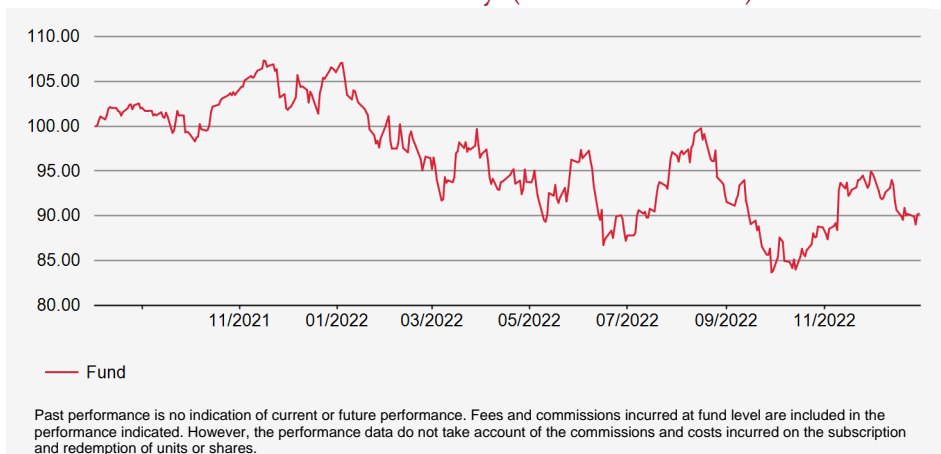
## Management Commentary

The general decline in December also weighed on the fund, although it outperformed the MSCI World. The strong weighting of technology stocks was the main negative contributor to the fund due to their underperformance compared with other sectors. Within this sector, certain stocks such as Nvidia, Salesforce and AMD posted performances of between -10 and 20%. They were major contributors to the portfolio's performance.

## Investment Strategy

The aim of the fund is to select companies that derive a high revenue share from products and services with positive impact on the environment impact of cities. The selected products & services support the achievement of certain Sustainable Development Goals ("SDG") defined by the United Nations. In particular: "Industry, Innovation and Infrastructure" & "Sustainable Cities and Communities"

## Evolution in reference currency (base value 100)



## Performance

Insufficient history of data

## Performance in reference currency

	CUMULATIVE PERFORMANCE					ANNUALISED PERFORMANCE			
	YTD	1 MONTH	1 YEAR	3 YEARS	5 YEARS	INCEP.	3 YEARS	5 YEARS	INCEP.
FUND	-14.88%	-4.95%	-14.88%	-	-	-9.76%	-	-	-7.03%

## Fund Characteristics

**Launch Date:** 03/08/2021  
**ISIN:** LU2350031634  
**Bloomberg Code:** EQBIIC LX  
**Reference Currency:** EUR  
**Fund Domicile:** Luxembourg  
**Minimum subscription:** 1000 share  
**Subscription Fees (max.):** 5.00%  
**Redemption Fees (max.):** 0.00%  
**Management Fees:** 0.60%  
**Performance Fees:** None  
**Ongoing Charges as of 31/12/2021:** 0.80%  
**Subscriptions / Redemptions:** Order D before 15:00 Settlement D+2  
**Income distribution:** Capitalisation  
 The product presents a risk of capital loss.

## Risk Indicators

LOWER RISK < 1 2 3 4 5 6 7 > HIGHER RISK  
 TYPICALLY LOWER REWARD TYPICALLY HIGHER REWARD

### MAX. DRAWDOWN

-22.01%

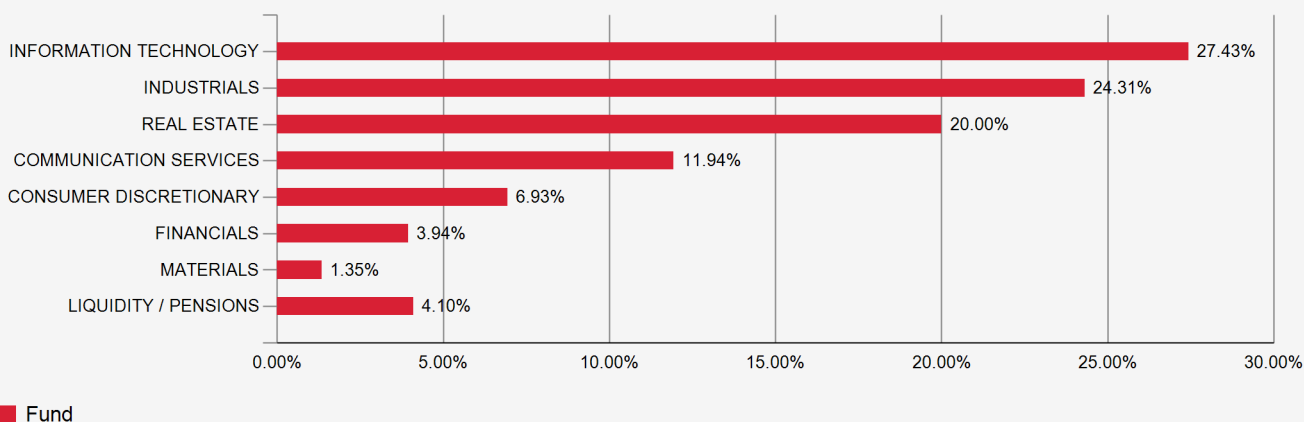
### RECOVERY

-

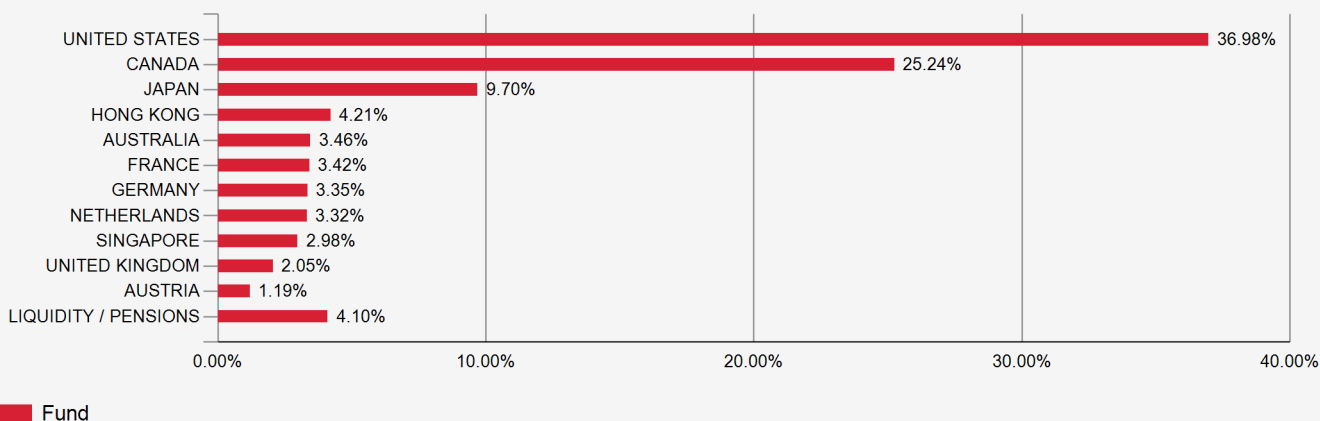
	ANNUALIZED WEEKLY	1 YEAR	3 YEARS	INCEP.
PORTFOLIO VOLATILITY		17.96%	-	16.11%
SHARPE RATIO		-0.90	-	-0.44

# Swiss Life Funds (LUX) Equity Green Buildings & Infrastructure Impact EUR I Cap

## Sector Breakdown



## Geographic Breakdown



## Main Positions

NO	ISSUE	COUNTRY	SECTOR	%
1	ROGERS COMMUNICATIONS INC-B	Canada	Communication Services	4.29%
2	NIPPON TELEGRAPH & TELEPHONE	Japan	Communication Services	4.19%
3	ELEMENT FLEET MANAGEMENT COR	Canada	Financials	3.94%
4	MTR CORP	Hong Kong	Industrials	3.70%
5	OPEN TEXT CORP	Canada	Information Technology	3.57%
6	RIOCAN REAL ESTATE INVST TR	Canada	Real Estate	3.57%
7	CGI INC	Canada	Information Technology	3.50%
8	TELSTRA GROUP LTD	Australia	Communication Services	3.46%
9	ALSTOM	France	Industrials	3.42%
10	ALEXANDRIA REAL ESTATE EQUIT	United States	Real Estate	3.41%
<b>TOTAL MAIN POSITIONS</b>				<b>37.05%</b>
<b>TOTAL NUMBER OF HOLDINGS</b>				<b>50</b>

**Disclaimer:** This document was produced with the greatest of care and to the best knowledge and belief. The information contained herein is exclusively intended as information, and should not be considered as a contractual document, or investment advice, or an investment recommendation, or a solicitation to buy or sell investment fund units. Prior to any subscription, investors should obtain and carefully read the detailed information on the investment fund contained in the regulatory documentation for each fund (sales prospectus, fund contract or articles of association and the investment regulations, latest annual/interim reports, key investor information document [KIID]), which serve as the sole applicable legal basis for the purchase of fund units. They are available free of charge, in paper or electronic format from the fund management company or the representative: Switzerland: Swiss Life Asset Management Ltd, General-Guisan-Quai 40, 8002 Zurich | Paying agent: UBS Switzerland AG, Bahnhofstrasse 45, 8001 Zurich | Germany: Swiss Life Asset Managers Luxembourg, Niederlassung Deutschland, Hochstrasse 53, 60313 Frankfurt am Main, Deutschland | France: Swiss Life Asset Managers France, 153, rue Saint-Honoré, 75001 Paris | or on [www.swisslife-am.com](http://www.swisslife-am.com). Returns from and the value of fund units may decrease or increase and the total loss of the capital invested in the units cannot be excluded. Historical performance is not a sufficient basis for making forecast regarding future performance or price trends. Past performance is no indicator of current or future performance. In no way does this constitute a guarantee of future performance or capital. The performance takes account of all the commissions and costs incurred at fund level (e.g. management fee). The performance does not include the costs incurred at customer level (issue and redemption costs and commissions, custody fees, etc.). Swiss Life Asset Managers funds may not be offered for sale or sold in the USA or on behalf of US citizens or US person residing in the USA. "Swiss Life Asset Managers" is the brand name for the Swiss Life Group's asset management activities. More information is available at [www.swisslife-am.com](http://www.swisslife-am.com). **Source:** Swiss Life Asset Managers / ©2022, Morningstar. All rights reserved. **Customer Service:** [info@swisslife-am.com](mailto:info@swisslife-am.com)