



Swiss Life Funds (LUX) Equity Environment & Biodiversity Impact EUR R Cap

NAV FUND: 104.08 M EUR | NAV PER UNIT: 93.23 EUR

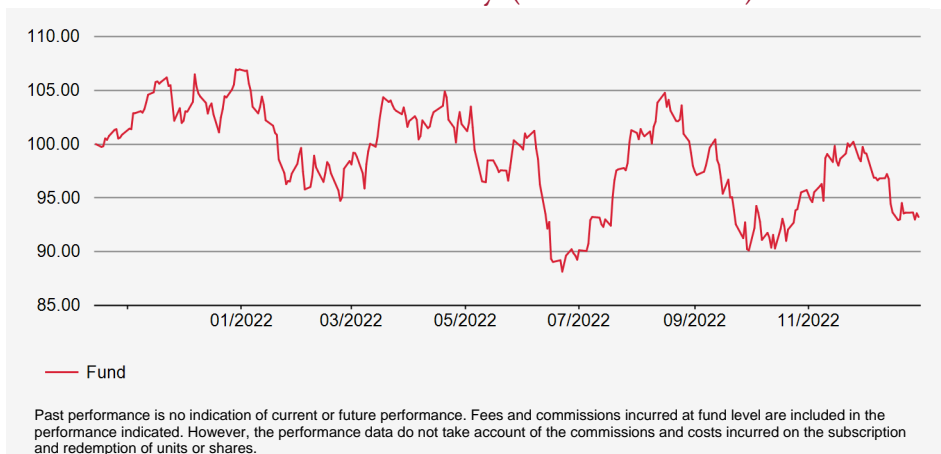
Management Commentary

The fund held up well against the declines in the major international indices thanks mainly to improved sector allocation: the communication, consumer, financial and technology sectors offset the relative underperformance of the fund's main sectors, industrials and materials. We note the strong declines in the DOWNER (-24% on average), INTERFOR (-19%) and DARLING INGREDIENTS (-16%) securities and the increases against the trend in the GRIEG SEAFOOD (+10%), RENEWI PLC (+6%) and SALMAR (+5.5%) securities.

Investment Strategy

The aim of the fund is to select companies that derive a high revenue share from products & services with positive impact on the protection of natural resources. The selected products & services support the achievement of certain Sustainable Development Goals ("SDG") defined by the United Nations. In particular: "Responsible Consumption and Production", "Life Below Water" and "Life on Land"

Evolution in reference currency (base value 100)



Performance

Insufficient history of data

Performance in reference currency

	CUMULATIVE PERFORMANCE						ANNUALISED PERFORMANCE			
	YTD	1 MONTH	1 YEAR	3 YEARS	5 YEARS	INCEP.	3 YEARS	5 YEARS	INCEP.	
FUND	-12.83%	-6.53%	-12.83%	-	-	-6.77%	-	-	-5.64%	

Fund Characteristics

Launch Date: 15/10/2021
ISIN: LU2349917364
Bloomberg Code: EQEBIRE LX
Reference Currency: EUR
Fund Domicile: Luxembourg
Minimum subscription: 1 Share
Subscription Fees (max.): 5.00%
Redemption Fees (max.): 0.00%
Management Fees: 1.50%
Performance Fees: None
Ongoing Charges as of 31/12/2021: 1.79%
Subscriptions / Redemptions: Order D before 15:00 Settlement D+2
Income distribution: Capitalisation
 The product presents a risk of capital loss.

Risk Indicators

LOWER RISK < 1 2 3 4 5 6 7 > HIGHER RISK
 TYPICALLY LOWER REWARD TYPICALLY HIGHER REWARD

MAX. DRAWDOWN

-17.58%

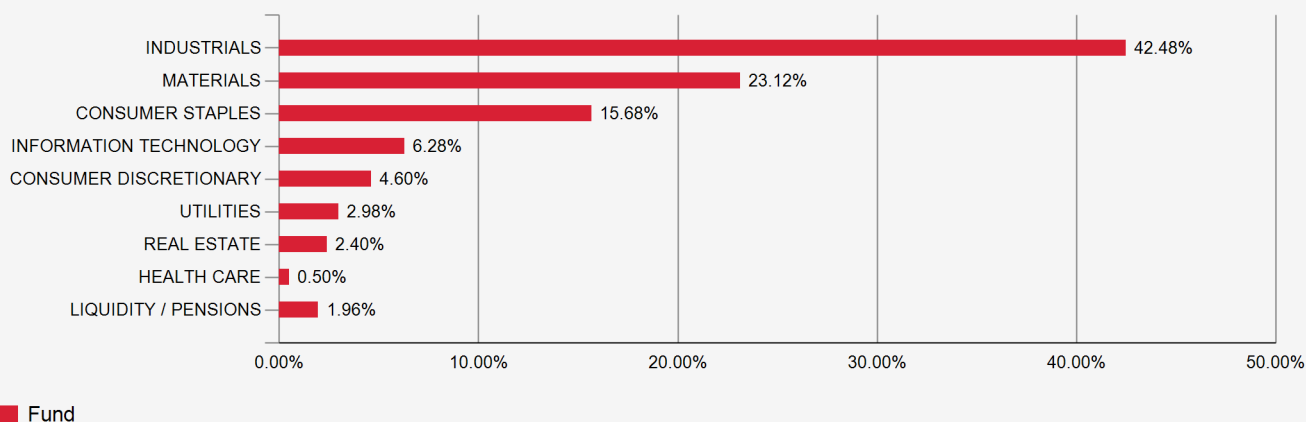
RECOVERY

-

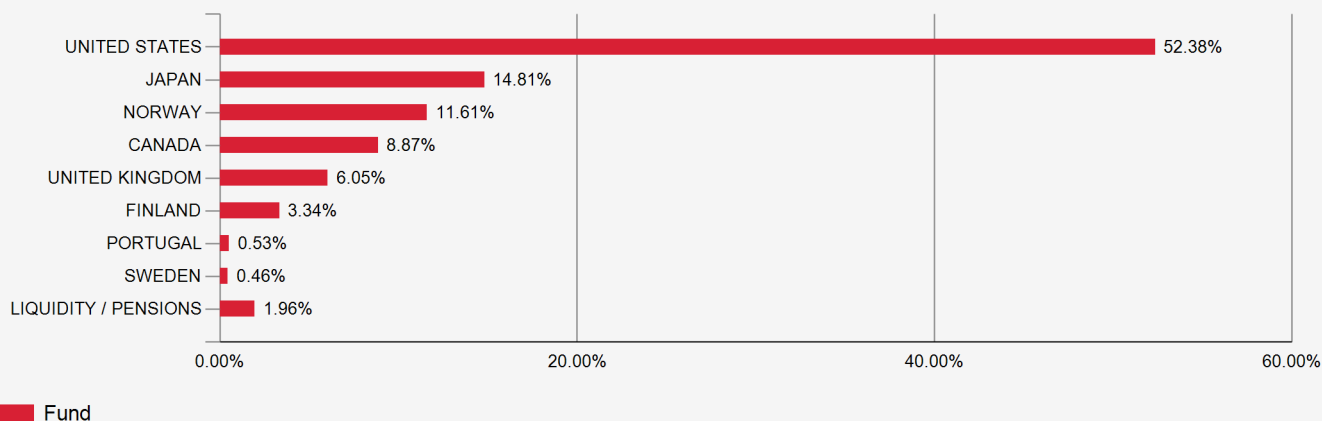
ANNUALIZED WEEKLY	1 YEAR	3 YEARS	INCEP.
PORTFOLIO VOLATILITY	18.16%	-	17.24%
SHARPE RATIO	-0.76	-	-0.32

Swiss Life Funds (LUX) Equity Environment & Biodiversity Impact EUR R Cap

Sector Breakdown



Geographic Breakdown



Main Positions

NO	ISSUE	COUNTRY	SECTOR	%
1	AECOM	United States	Industrials	4.11%
2	DARLING INGREDIENTS INC	United States	Consumer Staples	4.07%
3	WSP GLOBAL INC	Canada	Industrials	3.96%
4	MOWI ASA	Norway	Consumer Staples	3.85%
5	WEST FRASER TIMBER CO LTD	Canada	Materials	3.83%
6	SALMAR ASA	Norway	Consumer Staples	3.83%
7	JOHNSON MATTHEY PLC	United Kingdom	Materials	3.56%
8	AIR PRODUCTS & CHEMICALS INC	United States	Materials	3.48%
9	SUMITOMO FORESTRY CO LTD	Japan	Consumer Discretionary	3.46%
10	ANALOG DEVICES INC	United States	Information Technology	3.45%
TOTAL MAIN POSITIONS				37.60%
TOTAL NUMBER OF HOLDINGS				49

Disclaimer: This document was produced with the greatest of care and to the best knowledge and belief. The information contained herein is exclusively intended as information, and should not be considered as a contractual document, or investment advice, or an investment recommendation, or a solicitation to buy or sell investment fund units. Prior to any subscription, investors should obtain and carefully read the detailed information on the investment fund contained in the regulatory documentation for each fund (sales prospectus, fund contract or articles of association and the investment regulations, latest annual/interim reports, key investor information document [KIID]), which serve as the sole applicable legal basis for the purchase of fund units. They are available free of charge, in paper or electronic format from the fund management company or the representative: Switzerland: Swiss Life Asset Management Ltd, General-Guisan-Quai 40, 8002 Zurich | Paying agent: UBS Switzerland AG, Bahnhofstrasse 45, 8001 Zurich | Germany: Swiss Life Asset Managers Luxembourg, Niederlassung Deutschland, Hochstrasse 53, 60313 Frankfurt am Main, Deutschland | France: Swiss Life Asset Managers France, 153, rue Saint-Honoré, 75001 Paris | or on www.swisslife-am.com. Returns from and the value of fund units may decrease or increase and the total loss of the capital invested in the units cannot be excluded. Historical performance is not a sufficient basis for making forecast regarding future performance or price trends. Past performance is no indicator of current or future performance. In no way does this constitute a guarantee of future performance or capital. The performance takes account of all the commissions and costs incurred at fund level (e.g. management fee). The performance does not include the costs incurred at customer level (issue and redemption costs and commissions, custody fees, etc.). Swiss Life Asset Managers funds may not be offered for sale or sold in the USA or on behalf of US citizens or US person residing in the USA. "Swiss Life Asset Managers" is the brand name for the Swiss Life Group's asset management activities. More information is available at www.swisslife-am.com. **Source:** Swiss Life Asset Managers / ©2022, Morningstar. All rights reserved. **Customer Service:** info@swisslife-am.com